

Welcome to the Parish Church of St. Nicholas Kenilworth

A Guide for Young People



Hello I'm St. Nicholas and would like to welcome you to my church. I am the Patron Saint of children.

I would like to take you on a trail and tell you some interesting things about my church.


As we see it today, much of the church dates from the 1300's. The church stood close by the Abbey of St. Mary which had been founded as a Priory more than 150 years earlier. You can still see the ruins of the Abbey Gatehouse and the "Barn" in Abbey Fields. In addition, some other remains of the Abbey church are visible near the Garden of Remembrance.

Queen Elizabeth 1 visited the church in 1575, whilst staying at Kenilworth Castle.

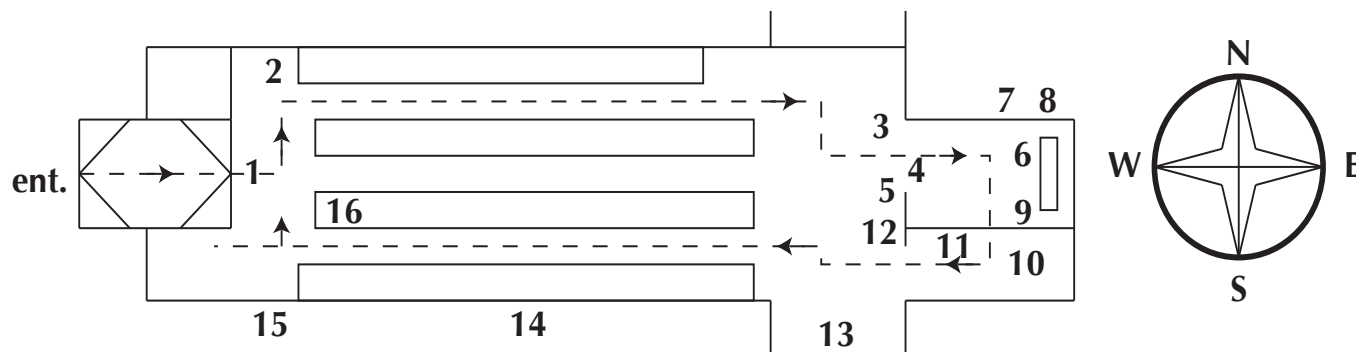


On entering my church you will have walked through the magnificent West Doorway.

Norman carved stones were brought from the nearby Abbey ruins to build it, and the surrounds to the arch were probably erected for the visit of Queen Elizabeth 1. It was built in the style of the period.



Spend a few minutes looking around you. Isn't it a beautiful church? You can start my trail at any point of interest, but I suggest you walk clockwise. Here is a plan of the church to help you



1. Before you start my trail look at the FONT, dating from 1664. This is the place where babies and others can be BAPTISED. Do you know another word that means the same as baptised?



.....

Which 4 saints are named on the FONT cover?

.....

2. Look at the board on the wall.


Was W.F. Bickmore the vicar in 1867?

What is the name of the present vicar?


Walk down the left aisle to the PULPIT. A PULPIT is where the vicar talks to the people about Jesus.

3. When was the PULPIT built?

How many carved people can you see around the PULPIT?



4. Please walk past the pulpit and stop in the middle. You are standing near part of a carved WOODEN SCREEN built in 1913.



How has the screen changed from the one in the drawing?

.....

5. Look upwards. What do you think the red and black symbol is about? Draw it in the space below.


Notice the wooden ceiling.

Look at the floor in front of you.

What colour are the tiles?

Walk on through the arch into the CHANCEL, passing some wooden PEWS on each side. This is where the CHOIR sit and sing.

6. You are now facing the ALTAR. This is like a large meal table and reminds us of the Last Supper Jesus had with his friends.



Look at the carved stone people on the REREDOS behind the ALTAR.

How many people are having a meal?

Which of the stone people do you think is JESUS Christ?

Put a circle round Him in the drawing.



Every Sunday people come to the ALTAR to receive bread and wine and remember Jesus. Perhaps you could say the following prayer:

Lord Jesus Christ, friend and brother,
May I know you more clearly,
Love you more dearly,
And follow you more nearly,
Day by day. Amen.

7. Look around you here. What toy can you see in the window alongside the ALTAR?
8. There is a special chair for the BISHOP near the ALTAR. How do you know it is for the BISHOP?
9. On the other side of the ALTAR are some stone seats called SEDILIA.

How many can you see and do they look comfortable?



10. If you now walk to your right, you will enter the Side Chapel. The red light is a Sanctuary Lamp. Spend some time looking around this lovely Chapel.

11. Can you find when the ORGAN was built?

Look for the organ pipes.

12. Now find the LECTERN. People read from a special book here.

What is it's name?



13. As you face the LECTERN, turn to your right. You are looking into the SOUTH TRANSEPT with windows showing heraldic arms of the owners and holders of Kenilworth Castle.

How many can you see?

14. Now walk down towards the back of the church. You will pass some mainly plain glass windows that were damaged by a bomb in World War 2.

In what year did this happen?

Whom do you see in the stained glass in the middle of the window?

.....

15. Look at the window with a bird at the top.

How many creatures can you see?

Why not make up your own window picture using plans from the table nearby?

Read the story about the window picture.

16. When people pray they often kneel on KNEELERS

Look around the PEWS and choose your favourite one to draw.



People have come to worship in my Church for hundreds of years. Before you go outside perhaps you could say a prayer. I hope you have enjoyed my trail and may God bless you. Outside are more interesting things to see.

Outside

17. Look up at the top of the spire. What do you see?

.....

Do you know the difference between a steeple and a spire?

.....

.....

18. Do you know what kind of stone has been used to build this church?

.....

As you wander round the outside notice how different the windows look.

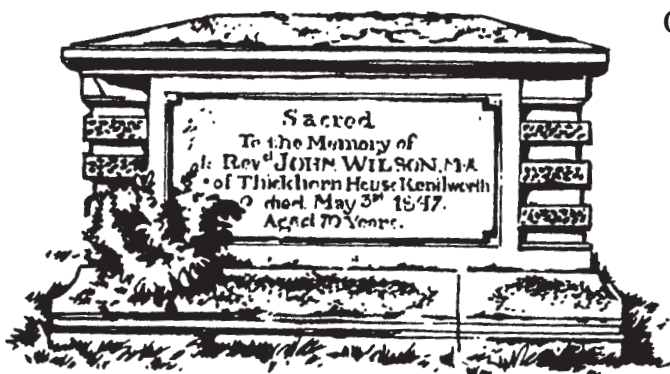
19. Can you find some small holes in the wall on the north side of the church?

They are probably holes made by lead musket shot fired by soldiers in the days of Oliver Cromwell.

Nearby, if you look carefully, you will find some long grooves.

What do you think made these?

Notice the memorial stones on the walls of the church and in the churchyard. Some are very old.



Answers to Young People's Church Guide

1. Christened. Luke, Mark, John, Matthew
2. Yes, Richard Awre
3. 1911, 6
4. The bottom part has been removed.
5. IHS. The first 3 letters of the greek word for Jesus. Red, black and cream tiles.
6. 13
7. Teddy bear
8. Bishop's Mitre, carved in the chair.
9. 3
11. Around 1880
12. The Bible
13. 9
14. 1940. St. Nicholas
15. 17
17. Cockerel
18. Sandstone
19. Probably caused by arrows being sharpened.